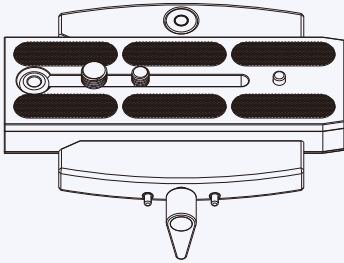




Professional Photographic Equipment

INSTRUCTIONS

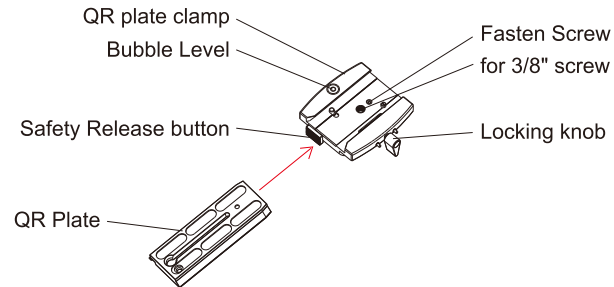
VH-90 QR Platform



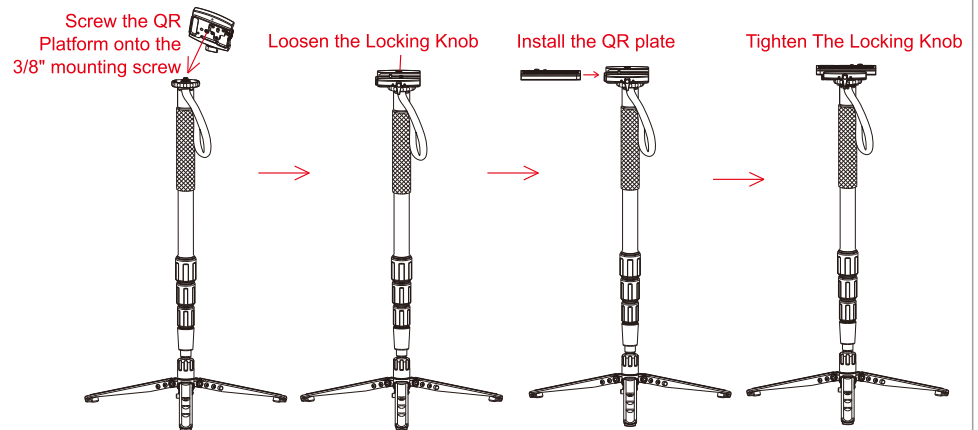
Guangdong SIRUI optical co.,ltd

Address: The Third Industrial District, Wuguishan Town, Zhongshan City, Guangdong, China
Tel: 0086-760-88897373 Fax: 0086-760-88207062 Service Hotline: 0086-400-8302299
E-mail: info@sirui-photo.com http://www.sirui.com P.C: 528458

1. Know your VH-90 Platform



2. How to install



1. Know your VH-90 Platform

2. How to install

3. Attaching and Removing the Quick Release Plate

① Attaching the camera with QR Plate

Slightly loosen the QR Clamp Locking Knob by turning it counter-clockwise, slide the QR plate laterally into the Quick Release Clamp and tighten the clamp by turning clockwise. You must position the QR plate so the cutout key is on the left side.

② While holding the camera,loosen the QR Clamp Locking Knob by slightly turning it counter-clockwise. Remove the camera by fully pressing the Safety Release Button.

Specifications are subject to change without notice.

VH-90 125×102×23 325/11.46

Weight
g/oz



Specifications
mm



VH-90 Data Chart